

Rates

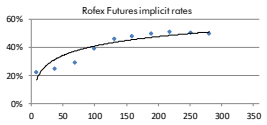
Table with columns: Instrumento, TNA, and Date. Rows include Caudón 7d, Caudón 30d, BADLAR Priv. (>\$1mm), TM20 Priv. (>\$20mm), TPM - Lelija 7D, and Pases Pasivos 7D.

BCRAA3500 USD \$98,505

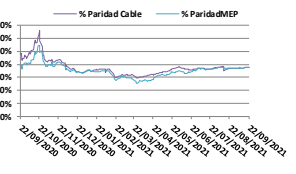
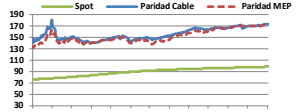
Table showing BCRAA3500 USD rates with columns for Day, %Change, and Annualized.

Refex - ARS/USD Futures

Table with columns: Futures, Maturity, Days, Rates, -d1, Ch, Op. 1. Rows include SPOT, DLR092021, DLR102021, etc.



ARS - USD



Summary table for ARS - USD with columns: Spot, Paridad Cable, Paridad MEP, and values for \$ and %.

Bonds

Table for Sovereign Bond Inflation Indexed with columns: Bond, Code, Amt Out., Coupon, Price, YTM, MD, Maturity.

Table listing various bond instruments like Bacon 24, Boncar 03-22, etc., with their respective details.

Table for Sovereign ARS Floating Badlar with columns: Bond, Code, Amt Out., Coupon, Price, YTM, MD, Maturity, Spread.

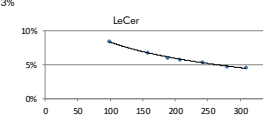
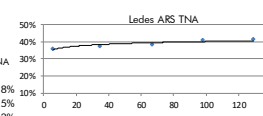
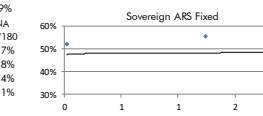
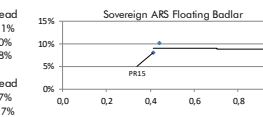
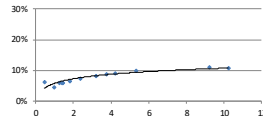
Table for Bonds \$ Oct 21, \$ May 22, \$ Oct 23, \$ Oct 26 with their respective details.

Table for Ledes ARS with columns: Bond, Code, Amt Out., Coupon, Price, TNA, Days, Maturity.

Table for Ledes ARS with columns: Days, Amt Out., BP +, Price, Spread, MD, Maturity.

Table for Lecar ARS Inflation Indexed with columns: Bond, Code, Amt Out., Coupon, Price, YTM, Days, Maturity.

Table for X31D1, X2B2, X31M2, X18A2, X23Y2, X30J2, X29L2 with their respective details.



Bonds

Table for Sovereign ext. low USD with columns: Bond, Code, Amt Out., Coupon, Price (1), YTM, MD, Maturity.

Table for Sovereign Arg. low USD with columns: Bond, Code, Amt Out., Coupon, Price (2), YTM, MD, Maturity.

Table for Sovereign Arg. low USD Linked with columns: Bond, Code, Amt Out., Coupon, Price, YTM, MD, Maturity.

Table for Sub-Sovereign USD (3) with columns: Bond, Code, Amt Out., Coupon, Price*, YTM, MD, Maturity.

Table for Mun. Cord 27 NYL, Chubut 30 NYL, etc. with their respective details.

Table for Ledes ARS TNA with columns: Bond, Code, Amt Out., Coupon, Price, YTM, MD, Maturity.

Table for Corporate USD with columns: Bond, Code, Amt Out., Coupon, Price, YTM, MD, Maturity.

Table for Transener 2021**, CGC 2021**, etc. with their respective details.

Table for YPF 2024, IRSA Prop. 2023**, Cresud 2023, etc. with their respective details.

Table for Pampa 2023**, Arcor 2023**, AA2000 2027**, etc. with their respective details.

Table for YPF 2027, Pampa 2027**, YPF 2029, etc. with their respective details.

** Dirty Price - Yield to Maturity

